

# LAROCHELLE®


ISO 9001 : 2000

Since 1956

## One-way


## PLOW LP SERIES

A complete range of moldboard design for high or low speed plowing




### MUNICIPAL TYPE

- For town and city streets
- Plowing work at low and medium speed
- Models: **SU9R2054**  
**SU10R2055**



### HIGHWAY TYPE

- For highways and expressways
- Plowing work at medium and high speed
- Models: **SU9R2066**  
**SU10R2069**

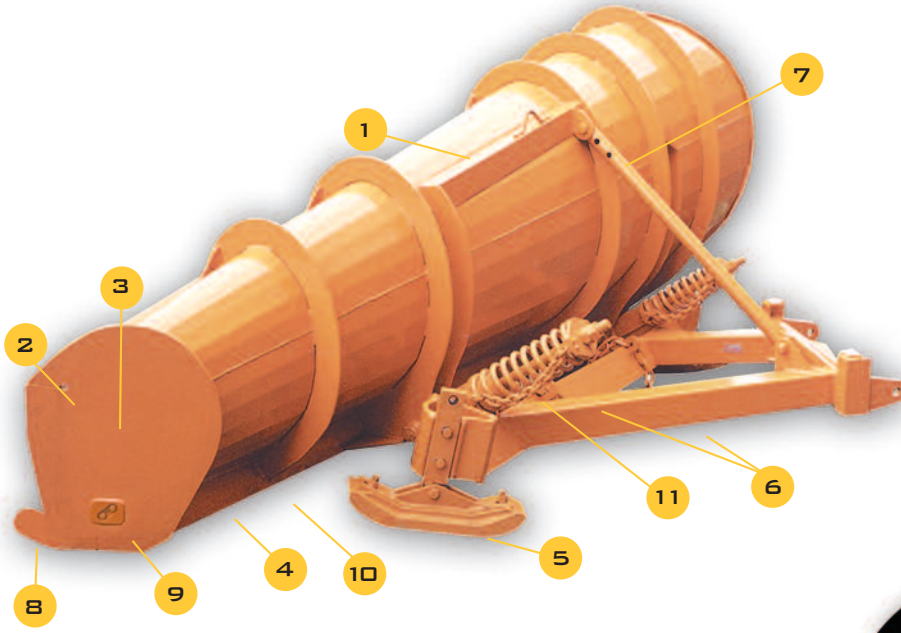


### "BLOWER" TYPE

(Increased snow throwing capability)

- For highways and rural roads
- Plowing work at low and medium speed
- Models: **SU9R1666**  
**SU10R1670**

# RUGGED CONSTRUCTION, BUILT TO LAST



- 1 Panel type moldboard
  - Adds structural strength to plow
  - Provides breaking action to the snow load
  - Eases snow ejection
- 2 Water drain hole
- 3 3/8 thick intake end plate
- 4 6 x 4 x 5/8 blade support angle
- 5 Adjustable drive frame shoes
- 6 Heavy-duty drive frame
  - 5 x 5 tubular sections
  - Main drive frame angle : 6 x 6 x 1/2 boxed section
- 7 Attack angle moldboard adjustment
- 8 Cutting nose
- 9 Replaceable outer wear plate
- 10 Moldboard shoes
- 11 Adjustable compression springs with safety device

## OPTIONAL



- **"Fork type" connection**
  - Better distribution of plowing stresses
  - Prevents top of moldboard weldment failures
  - Allows water drainage



- Polymer moldboard liner
- Rubber snow deflector
- Carbide blades and shoes
- **Hydraulic adjustment of moldboard attack angle**

MODEL	MOLDBOARD THICKNESS	CLEARING WIDTH	HEIGHT INTAKE	HEIGHT DISCHARGE	REVERSIBLE BLADE	APPROX. WEIGHT
<b>MUNICIPAL</b>						
<b>SU9R2054</b>	10 ga	9'-1"	20"	54"	1/2"x 8"x132"	2275 lbs
<b>SU10R2055</b>	10 ga	10'-1"	20"	55"	1/2"x 8"x144"	2300 lbs
<b>HIGHWAY</b>						
<b>SU9R2066</b>	10 ga	9'-1"	20"	66"	1/2"x 8"x132"	2350 lbs
<b>SU10R2069</b>	10 ga	10'-1"	20"	69"	1/2"x 8"x144"	2450 lbs
<b>BLOWER</b>						
<b>SU9R1666</b>	10 ga	9'-1"	16"	66"	1/2"x 8"x132"	2180 lbs
<b>SU10R1670</b>	10 ga	10'-1"	16"	70"	1/2"x 8"x144"	2375 lbs

\*Other models & options available upon request

**LAROCHELLE** products are warranted under published warranty. The company reserves the right under its product improvement policy to change construction or design of its product without notice.

LAROCHELLE EQUIPMENT INC. QUALITY MANAGEMENT SYSTEM IS ISO 9001: 2000 CERTIFIED.



250, 2<sup>nd</sup> avenue, Quebec, P.Q., Canada, G1L 3A7  
 Tel. : (418) 522-8222 • Fax : (418) 522-3115  
 E-mail : phil@larochelle.ca • Internet : www.larochelle.ca

DISTRIBUTOR: